



*December 2019
Month End & Year End
Reporting*

YTD Financials By Month (1/2)

SUM of Amount		Period												Grand Total	
Owner	Notes	01 - January	02 - February	03 - March	04 - April	05 - May	06 - June	07 - July	08 - August	09 - September	10 - October	11 - November	12 - December	Grand Total	
Board	Bank Fees	-5	-5	-5	-5	-5	-5	-75	-5	-77	67	-41	-5	-5	-166
	Community Relations						-38		-376	-674					-1,088
	Costs Of Compliance		-30												-30
	Donations			-4,500	-1,500							-2,000	-5,000		-13,000
	Insurance						-1,107								-1,107
	Interbum Relations			-500	-50										-550
	Interest Earned	1	1	1	1	1	1	1	1	1	1	1	1	1	14
	Interorg Transfer	0		0	0	0	0	0	0	0	0	0	0	0	0
	Leadership Development											-2,600	-339		-2,939
	Meeting Space												-300		-300
	Misc		-216	81	247		24	0	-44	0	-45				47
	Paypal Credit							2,811							2,811
	Professional Services			-2,707			-2,349		-4,410	-3,780					-13,246
	Software	-1,089	-153	-158	-150	-381	-189	-289	-1,519	-211	-226	-226	-226	-226	-4,817
	Website		-538					-85	-58					-26	-707
Board Total		-1,093	-941	-7,788	-1,457	-423	-3,695	2,057	-6,780	-3,923	-311	-4,830	-5,895	-35,078	
Event - Alchemy	APW Supplies											-193			-193
	Art Projects								-16,977	-3,059					-20,035
	Costs Of Compliance								-2,160	-3,352	-6,208				-11,720
	Efigy Supplies								-289						-289
	Fire Safety Gear									-861	400				-461
	Fuel									-127					-127
	Golf Carts										-6,929				-6,929
	Heavy Equipment Rental										-7,057				-7,057
	Insurance								-7,575						-7,575
	Land Lease									-500	-10,020				-10,520
	Misc									-243	-1,828				-2,071
	Misc Amazon								-119	-753					-872
	Misc Home Depot								-3,078	-6,057	-1,266				-10,400
	Misc Lowe's										-814				-814
	Portos										-10,140				-10,140
	Printing									-243	-2,245				-2,488
	Pyro										-3,877				-3,877
	Radio Rental								-7,209						-7,209
	Security/Medics									-4,980	-19,920				-24,900
	Sound Equipment									-487	160				-328
	Swag									-4,673			-74		-4,748
	Team Shirts									-1,323					-1,323
	Temple Supplies										-209				-209
	Tickets - Revenue							16,140	191,509	42,769	1,965	-1			252,382
	Tickets - Sales Taxes								-1,119	-11,358	-3,329	-114			-15,920
	Transportation										-46				-46
	Truck Rental									-1,395	-1,446				-2,841
	Volunteer Relations								-277	-961		-521			-1,759
	Waste Management									-525					-525
Event - Alchemy Total								16,140	152,707	1,871	-73,002	-636	-74		97,005

YTD Financials By Month (2/2)

SUM of Amount		Period												Grand Total
Owner	Notes	01 - January	02 - February	03 - March	04 - April	05 - May	06 - June	07 - July	08 - August	09 - September	10 - October	11 - November	12 - December	Grand Total
Event - Art Fundraiser	Cash Revenue								2,061					2,061
	Credit Revenue								2,087					2,087
	Food & Bev								-326					-326
	Misc Supplies								-11					-11
	Printing								-32					-32
	Rent						-1,064			200				-864
	Swag						-242		-700					-943
Event - Art Fundraiser Total							-1,306		3,079	200				1,972
Event - Euphoria	Art Projects				-3,578									-3,578
	Costs Of Compliance		-1,029		-4,991	-3,686	-250							-9,955
	Equipment Rental						-256							-256
	Firewood						-300							-300
	Fuel				-143		-279							-421
	Golf Carts				-5,540		-350							-5,890
	Insurance	-3,623												-3,623
	Land Fee							-3,250						-3,250
	Misc Amazon			-63	-692									-755
	Misc Home Depot			-1,459	-1,015									-2,473
	Misc Other				-15									-15
	Misc Staples			-128										-128
	Misc Supplies							-375						-375
	Misc Wal-mart							-7						-7
	Portos							-5,135						-5,135
	Printing				-333									-333
	Pyrotechnics				-2,000									-2,000
	Radio Rental				-4,097									-4,097
	Safety Equipment						-689							-689
	Security/Medics				-2,680		-13,400							-16,080
	Supplies				-101									-101
	Swag				-3,089									-3,089
	Tickets - Refunds								-140					-140
	Tickets - Revenue		38,703		19,200		3,192	-25						61,070
	Tickets - Sales Taxes				-2,253		-1,117	-186						-3,556
	Truck Rental				-769		-493							-1,262
	Volunteer Relations		-127		-257		-139	-42						-564
	Waste Disposal				-500									-500
Event - Euphoria Total		-3,750	35,768	-13,423	-22,291	-3,967	-140		-274					-7,802
Public Works	Amplifier (1200W)									-274				-274
	Generator Purchase				-3,352									-3,352
	Lighting							-191						-191
	Misc Amazon				-743		-26	2						-767
	Misc Home Depot				-1,162			-86						-1,247
	Misc Supplies			0	-49		-830				-43			-922
	Road Gravel				-555									-555
	Safety Equipment				-854							-100		-954
	Storage Expense	-275	-275	-275	-278		-278	-278	-278	-1,478	-278	-278	-278	-4,527
	Subscriptions										-99			-99
	Truck Rental				-232									-232
	Volunteer Relations				-461		-39							-500
Public Works Total		-275	-275	-275	-7,686	-1,173	-552	-278	-552	-1,478	-420	-378	-278	-13,620
Grand Total		-5,118	-1,216	27,705	-22,565	-23,887	-9,520	20,858	145,375	-3,330	-73,733	-5,844	-6,247	42,476

YTD Financials By Recurring Class

SUM of Amount		Operating Class		
Owner	Notes	Non-Recurring	Operating	Grand Total
Board			-35,078	-35,078
Event - Alchemy			97,005	97,005
Event - Art Fundraiser			1,972	1,972
Event - Euphoria			-7,802	-7,802
Public Works	Amplifier (1200W)	-274		-274
	Generator Purchase	-3,352		-3,352
	Lighting		-191	-191
	Misc Amazon		-767	-767
	Misc Home Depot		-1,247	-1,247
	Misc Supplies		-922	-922
	Road Gravel		-555	-555
	Safety Equipment		-954	-954
	Storage Expense		-4,527	-4,527
	Subscriptions		-99	-99
	Truck Rental		-232	-232
	Volunteer Relations		-500	-500
Public Works Total		-3,626	-9,995	-13,620
Grand Total		-3,626	46,102	42,476

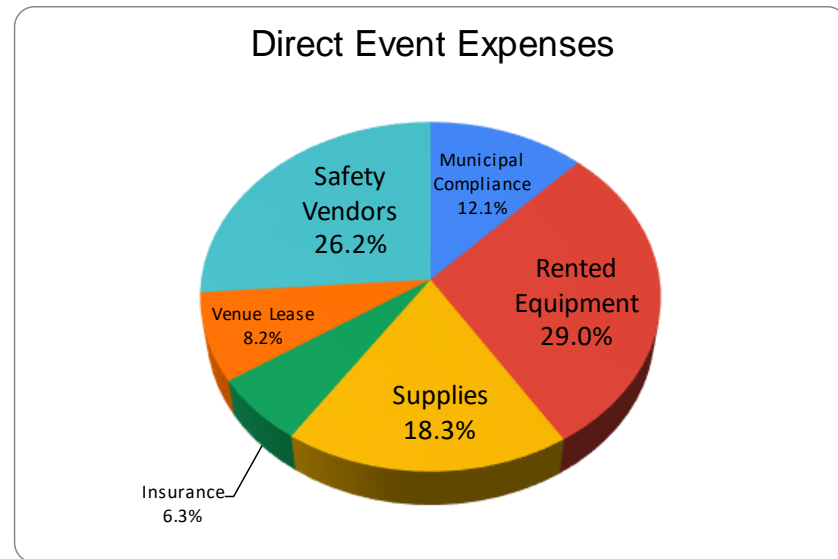
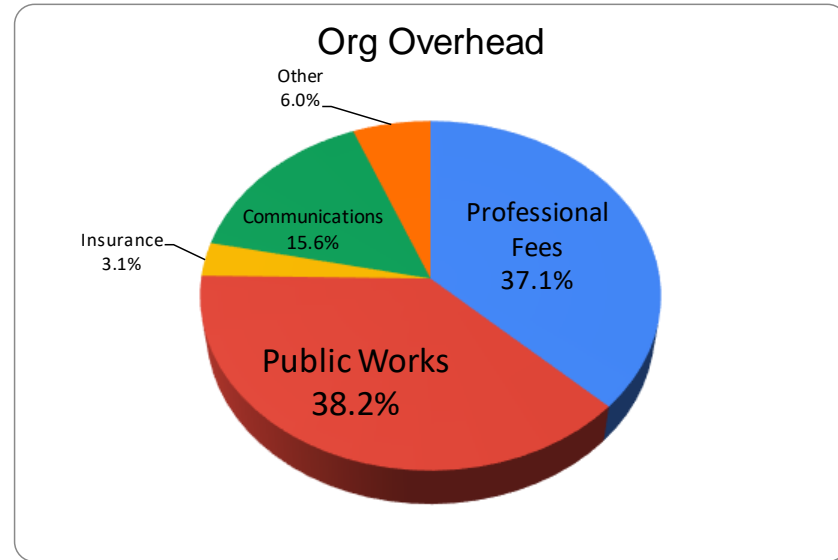
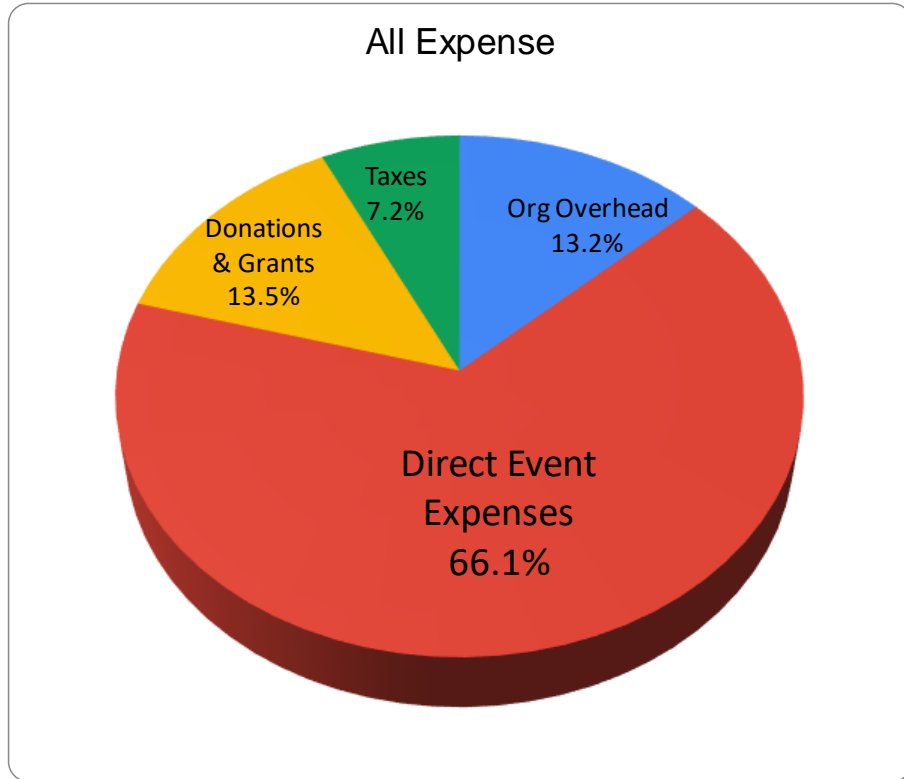
2019 Full Year Trend

		<u>Actual</u>												
		Jan 2019	Feb 2019	Mar 2019	Apr 2019	May 2019	Jun 2019	Jul 2019	Aug 2019	Sep 2019	Oct 2019	Nov 2019	Dec 2019	2019
Events	Operations	-\$3,750		\$35,768	-\$13,423	-\$22,291	-\$5,273	\$19,078	\$152,707	\$2,071	-\$73,002	-\$636	-\$74	\$91,175
Org Admin	Professional Fees			-\$2,707			-\$2,349		-\$4,410	-\$3,780				-\$13,246
	Insurance						-\$1,107							-\$1,107
	Other	\$1	-\$29	-\$423	\$193	-\$42	-\$50	\$2,346	-\$851	\$68	-\$85	-\$2,604	-\$669	-\$2,144
	Total:	\$1	-\$29	-\$3,130	\$193	-\$42	-\$3,506	\$2,346	-\$5,261	-\$3,712	-\$85	-\$2,604	-\$669	-\$16,497
Full-Year Committees	Public Works	-\$275	-\$275	-\$275	-\$7,686	-\$1,173	-\$552	-\$278	-\$552	-\$1,478	-\$420	-\$378	-\$278	-\$13,620
	Communications	-\$1,094	-\$912	-\$158	-\$150	-\$381	-\$189	-\$289	-\$1,519	-\$211	-\$226	-\$226	-\$226	-\$5,581
	Home			-\$4,500	-\$1,500							-\$2,000	-\$5,000	-\$13,000
	Total:	-\$1,369	-\$1,187	-\$4,933	-\$9,336	-\$1,554	-\$741	-\$567	-\$2,071	-\$1,689	-\$646	-\$2,604	-\$5,504	-\$32,201
Operating Income:		-\$5,118	-\$1,216	\$27,705	-\$22,565	-\$23,887	-\$9,520	\$20,858	\$145,375	-\$3,330	-\$73,733	-\$5,844	-\$6,247	\$42,477
<i>Primary Cash:</i>		<i>\$48,407</i>	<i>\$47,189</i>	<i>\$72,220</i>	<i>\$52,367</i>	<i>\$28,439</i>	<i>\$18,217</i>	<i>\$39,774</i>	<i>\$185,147</i>	<i>\$181,817</i>	<i>\$108,084</i>	<i>\$102,240</i>	<i>\$95,993</i>	<i>\$95,993</i>

Asset Listing

Item Name	Category	Number	Replacement Cost Per	Item Total
Containers	Storage Containers	3	\$2,250	\$6,750
10x10 Tent w/ Walls	Tents & Poles	4	\$200	\$800
10x20 Tent w/o walls	Tents & Poles	1	\$350	\$350
18x30 Tent w/ Walls	Tents & Poles	3	\$425	\$1,275
18x30 Tent w/o Walls	Tents & Poles	1	\$175	\$175
10' poles	Tents & Poles	97	\$12	\$1,164
Circus Tent	Tents & Poles	1	\$3,000	\$3,000
Dewalt Air Compressor	Hardware	2	\$350	\$700
Honda EU 2000 Generator	Hardware	2	1100	\$2,200
Honda 3500 Generator	Hardware	2	\$1,200	\$2,400
Asst Generator	Hardware	2	\$500	\$1,000
Generators - Heavy	Hardware	4	\$838	\$3,352
Dewalt Miter Saw	Hardware	2	\$550	\$1,100
Audio Mixer	Audio/Visual	1	\$200	\$200
Speakers (Set)	Audio/Visual	1	\$500	\$500
Amplifier	Audio/Visual	1	\$275	\$275
Job Box	Hardware	1	\$200	\$200
Propane Sniffers	Safety Equipment	2	\$100	\$200
Decibel Meters	Safety Equipment	2	\$50	\$100
Grill (Small)	Food Prep	1	\$200	\$200
Grill (Large)	Food Prep	1	\$300	\$300
Griddle Tops	Food Prep	2	\$175	\$350
Total				\$26,591

Spending Breakdowns



Key:
Communications: Websites, Email, Ticketing, and Software Subscriptions
Municipal Compliance: Permits and Costs Required for Permitting
Professional Fees: Outside Legal & Accounting Services
Public Works: Year Round Storage, Large Equipment Purchases
Safety Vendors: Medics, Security, and Pyrotechnics

Grants & Donations

2019 Art Grants

Euphoria (\$3,577)

Burgers
Coolerdillo
Lap of Luxury
Light Tunnel
Osama been Cookin
Resilience Reborn
Singing Wheels
Tight Acquaintences

Alchemy (\$20,035)

Alchemy's Biggest Fan
Bunny Hole Travelers and The Coolerdillo
Comet in Stasis
Conversations with Strangers
Cooking with BDE
En Passant
Eye of Sauron
Harmonious H20: Slide Whistle Edition
Hydration Station
It Burns When I Putt
Lend Your Hands
Merkins Dreams Come True
Naked Identity
Panopticon
PHC Live Painting
Pickle Run and BYOB
Pimp Our Brothel
Pizza Palace
Singing Wheels
Space Dome
Tetra Borealis
The Chapel of Poor Decisions
The Fairy Circus
The Hypercube
The Map Room
The Pocket Dimension Waystation
The Re-Return of Puzzle Quest
Vexillomancy
War Wagon and Funeral Pyre
Winter Night's Feast

2019 Community Donations

2018 Awards - Paid in 2019 (\$6,000)

Art Farm at Serenbe
Art on the Beltline
ArtReach
Lost-n-Found

2019 Awards - Paid in 2019 (\$7,000)

Art On The Beltline
ArtReach
Decatur Arts Alliance
Help Aslan Heal

2019 Awards - To Be Paid in 2020 (\$5,000)

Alternative ROOTS
Art Farm at Serenbe
Burners Without Borders